

Muck Doctor.®

Aggressive, All Natural
Muck Eliminator
5 SPIKES



Removes muck from
dock & beach areas
safely and naturally



Eliminate Muck Safely and Naturally!

Is your beach or dock area virtually unusable due to thick muck and sludge deposits on the lake floor? The micro-organisms in Muck Doctor will break down and consume the organic material that has collected over the years. Your kids will be able to enjoy the beach area, your water will be clearer, and the use of Muck Doctor can help prevent weeds and algae.

Benefits:

Natural solution to muck and sludge removal. Aggressive deep sludge and muck removal around docks, beaches and shorelines. Improves the quality of muck from dark, thick and sticky substance into a loose, thin solution.


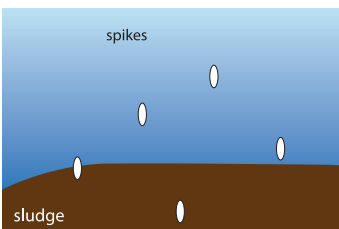
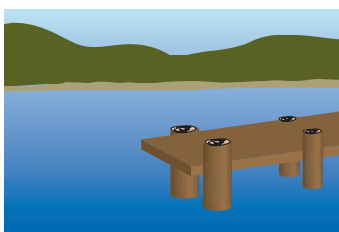
Treatment Directions:

A 2lb. box (5 spikes) will treat approximately 25 feet of shoreline or 125 sq. feet around your dock area. Most active in water temperatures above 60°F.

1. Wear rubber gloves and eye protection when handling or applying.
2. Determine area to be treated.
3. Drop spikes into water/sludge approximately 5 feet apart and at least 2.5 feet from shore.
4. Spikes can be broken in half for more coverage as needed.

Results:

Additional treatments may be required for heavy concentrations of muck and organic build-up. You should begin to see measurable decreases in muck levels in 20-30 days. A secondary treatment 45 days after initial treatment can be very effective to digest and naturally eliminate muck and sludge from recreational swimming and boating areas. There may be some bubbling and a slight odor after application. These proprietary bio-organisms are naturally occurring bacteria and are not harmful to humans, pets, fish or any living plants or animals. They simply digest dead organic matter in the form of muck, sludge, dead weeds, etc...



Proudly Made in USA



Sanco Industries
P.O. Box 11617 Fort Wayne, IN 46859
www.sancoind.com

Early Spring | Late Spring | Summer | Early/Late Fall

Step 1: Crystal Blue Pond Dye

Step 2: Natural Pond Cleaner Beneficial Bacteria

Step 3: Crystal Plex Algae Control

Step 4: Tsunami DQ Submerged Weed Control

Step 5: Catt Plex Emerged Weed Control

0
8 L
2 4
1 2
1 7
8 4

